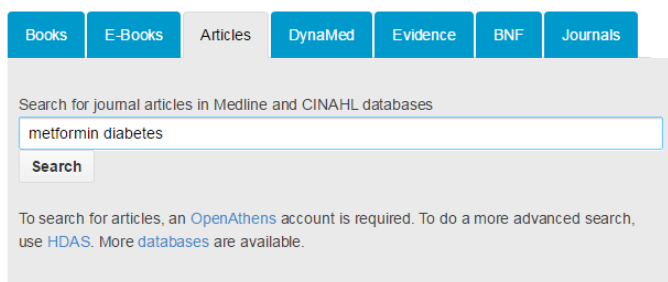


Doing an article search with OmniSearch

library.sath.nhs.uk

What is OmniSearch?

OmniSearch lets you search a range of library resources from one place using simple search box.



Using the 'Articles' tab, you can carry out a basic search using the EBSCOhost search interface of:

- Medline (general medical database)
- CINAHL (nursing and allied health)

How can I access it?

OmniSearch is available from the front page of the library website at <http://library.sath.nhs.uk>.

Access to the article search will require an NHS OpenAthens account from Shrewsbury and Telford Health Libraries. More information about how to get an OpenAthens account is available at <http://library.sath.nhs.uk/athens>

How do I search?

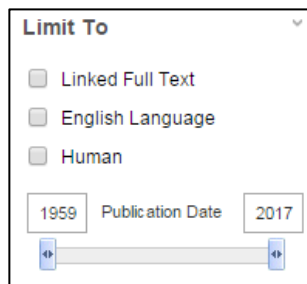
The OmniSearch 'Article' search uses a simple Google-style search box.

Enter your search keywords and click 'Search'.

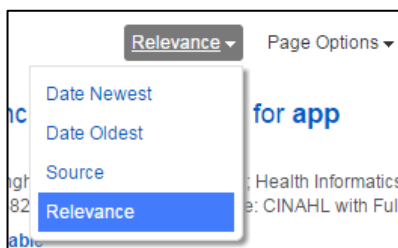
A new window or tab will open in your browser, and you should see the results of your search in the EBSCOhost search interface.

To do further searches, you can either return to OmniSearch in the original tab, or do a new search using the search box in EBSCOhost.

EBSCOhost offers the ability to quickly filter your results, for example by year, or English language only.



Results are shown in order of relevance, and 20 per page are shown. Use the dropdown menus at the top of the list if you want to change the sort order.



Links are provided for each article either direct to the full-text via EBSCOhost, to check for availability elsewhere, or to request a copy of the article.

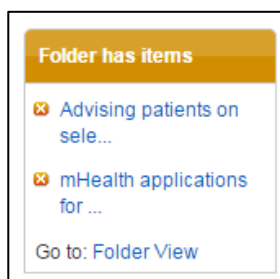
The 'Check for full-text' link will open a new tab and check for available full-text from any of our full-text journal collections.

Using the 'Request a copy' link will take you to our Article Request form and will fill in the article details for you, so you just need to add your own details.

Saving, printing and emailing results

Items can be added to a folder by clicking the folder icon to the right of each reference.

The folder contents can be viewed by clicking on 'Folder View' and from there results can be printed, saved or emailed.



Unfortunately, emailed or saved results don't include links to the full text.

Improving your search results

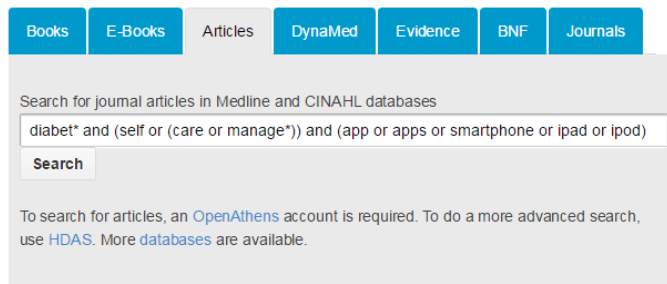
The 'Article' tab (and the EBSCOhost interface) supports the use of a number of search operators:

An asterisk (*) can be for truncation e.g. diabet* will search diabetic, diabetes etc.

Brackets can be used to groups terms e.g. (bullying **or** cyberbullying)


Double-quotes can be used to search for a phrase e.g. "cognitive deficit"

Boolean operators (and, or, not) can be used to create complex searches e.g. *depression **and** (bullying **or** cyberbullying)*



Further sources for searching

On the results page, you'll find links to allow you repeat your search in some of our other resources.



OmniSearch only covers a few of the available resources, particularly when it comes to databases for finding journal articles, and does not offer advanced searching feature like thesaurus searching.

We would recommend using the HDAS search interface for doing advanced journal searches, and these are available at <http://hdas.nice.org.uk>.

For advice on searching for specific types of information such as systematic reviews, qualitative research or economic evaluations, visit the Knowledge Navigator at www.library.sath.nhs.uk/find or ask library staff.

We can carry out literature searches for you to help you find the evidence you need, or provide training on doing your own searches.