



# A nurses' guide to using UpToDate

Nurses and nurse practitioners can use UpToDate® throughout the patient journey from admission to discharge. You can search topics on conditions and treatments, access graphics and videos, research drug information, and share patient education. You will also be able to promote shared decision-making with your patients and support best practices in care.

## 1. Full search functionality for nurses


Enter a sign, symptom, condition, drug, lab abnormalities, or protocol. Be specific in what you are searching for.

Search UpToDate

Q

### Examples of search terms

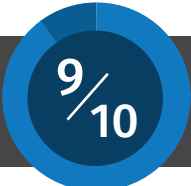
- COVID-19 extubation
- Blood transfusion reaction
- ECG tutorial
- Lacerations (“oral,” “scalp,” etc.) aftercare
- Catheters (i.e. intravenous, urinary tract-prevention of infections, placement of)
- Pressure sores
- Intra-abdominal pressure
- Chest drain/ chest tube
- Surgical site infection prevention
- Diabetes



**Key UpToDate features:**

- 1 Full search functionality for nurses
- 2 Graphics and tables
- 3 Nurse-relevant links within a topic
- 4 Drug information and drug interactions
- 5 Patient education leaflets
- 6 Calculators
- 7 Create your own personalized homepage
- 8 Continuing Medical Education (CME/CPD)
- 9 Remote access

Trusted resource for nursing






9/10

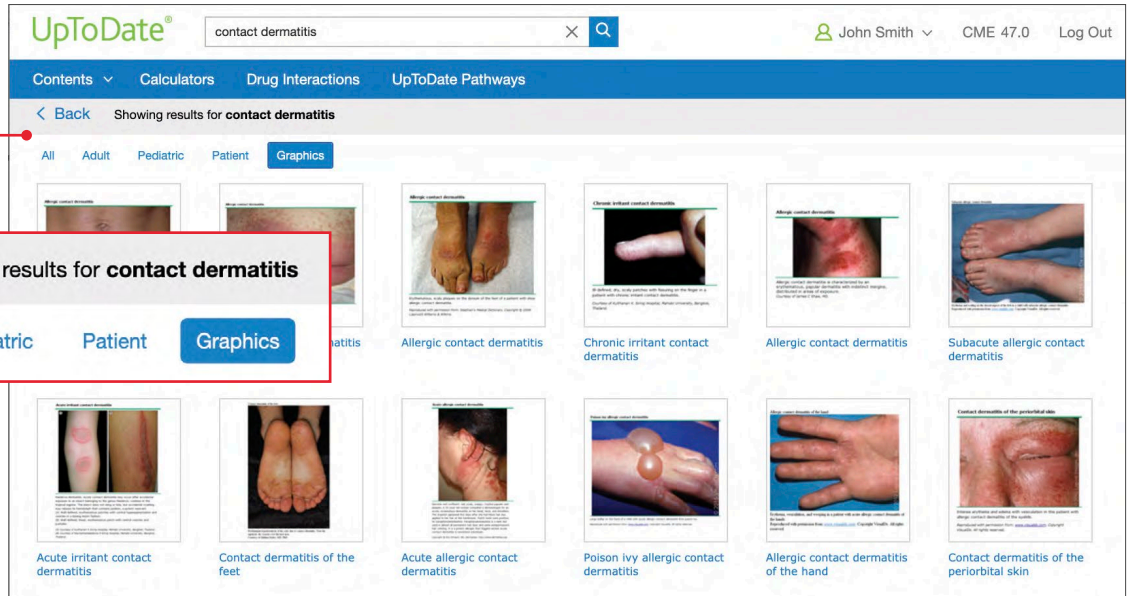
9 out of 10 nurses and nurse practitioners using UpToDate say they are very to extremely satisfied.\*

\*2020 Global UpToDate Enterprise User Survey, N=2,048

## 2. Graphics and tables to support nurses (RN, BSN, MN, or NP) and continued education

Use filters to quickly identify graphics related to:

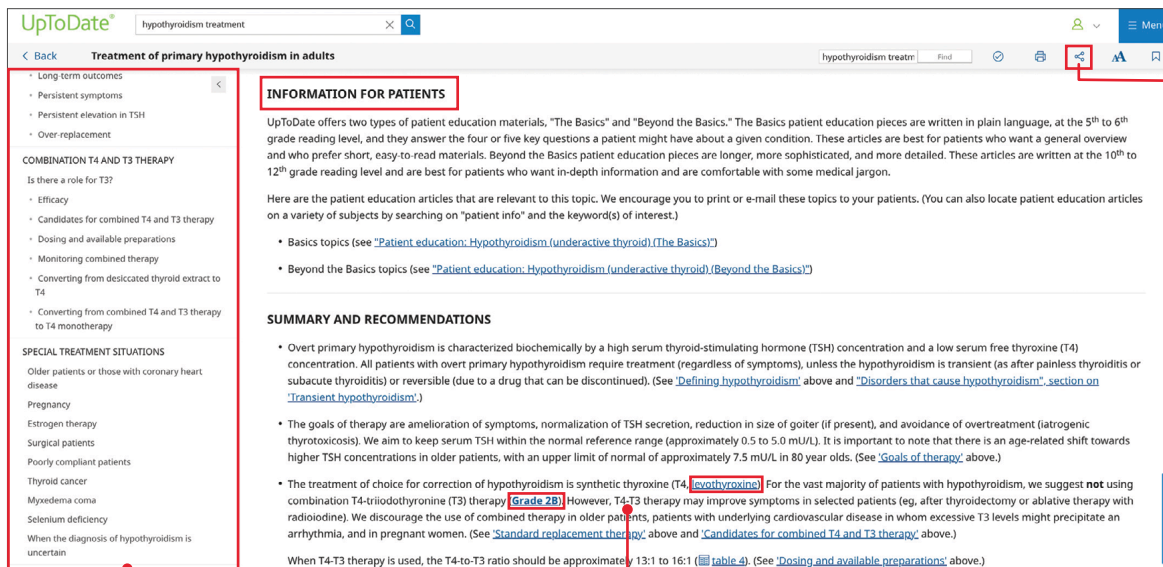
-  Early detection of patient health changes
-  Patient cases
-  Algorithms and charts for patient treatment, and management



## 3. Find relevant links within a topic

Broaden your knowledge with evidence-based topics.

The search example below is for hypothyroidism treatment. Summary and recommendations provide you with a quick, clear, and concise answer.



Browse table of contents for quick access to conditions and treatments

Access evidence-based graded recommendations and drug links

## 4. Drug information and drug interactions

Access drug information to better understand prescribed medications, administrations, side effects, and drug interactions. Search for a drug name or click on the drug links within topics to access the drugs' information as shown.

These drug monographs (see image) will provide you with information on the:

- Right drug
- Right dose
- Right route
- Right time
- Right patient

The UpToDate Drug Interactions Tool provides 5-tier risk rating to see if the combination is safe for your patient.

- Pick a combination of drugs that shows X and D.
- The drug interaction tool shows you the impact herbs have on prescribed medications.

You can search for drug-to-drug, drug-to-herb, and herb-to-herb interactions. Enter the drugs, herbs, and vitamins being taken by your patient. Next, click on the combination to find out more. This may help you reduce your patients' risk of an adverse drug reaction (as shown in the illustration).

## 5. Patient education leaflets

Enhance patient engagement and family communication with UpToDate patient education leaflets found under the “Contents” tab.

Two options are available:

1. Basics
2. Beyond the Basics

• **The Basics** are short overviews. They are written in accordance with plain language principles and answer the four or five most important questions a person might have about a medical problem.

• **Beyond the Basics** are longer, more detailed reviews. They are best for readers who want detailed information and are comfortable with some medical terminology.

Select Category to browse topics. You can also find patient education materials from within a topic.

## Topic tools

You can share information with your patient via a no-reply email account.

You can bookmark search results, patient education, topics, and graphics for quicker access from your personal homepage.

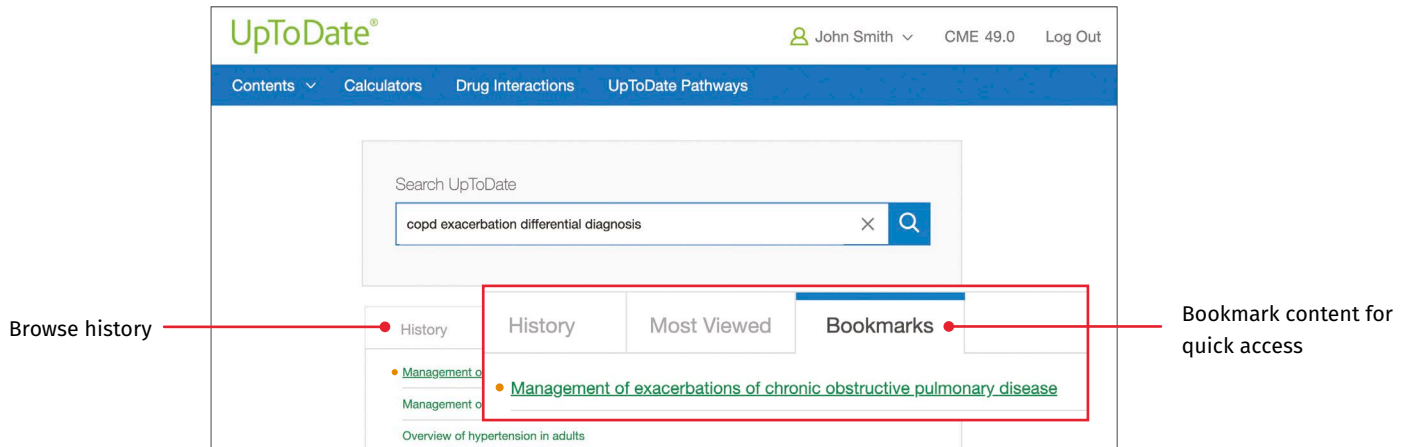
Patient Education: The Basics is available in English, Spanish, and Arabic.


**TIP:** Patient information can be accessed under the contents tab, within the results page filter, and within topics.

## 6. Calculators

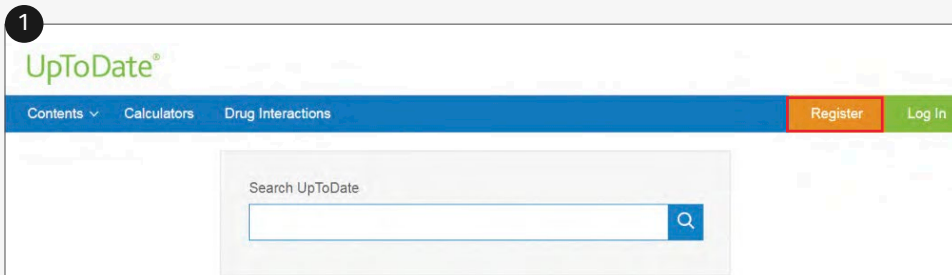
## 7. Create your own personalized homepage

With your personalized homepage, you can track CME/CPD, bookmark content for quicker access, browse your history, receive alerts, and use UpToDate remotely.

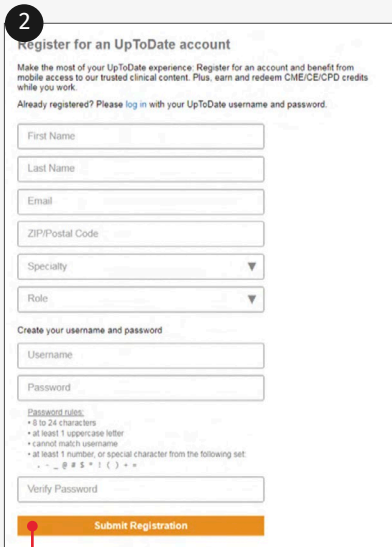


 The orange dot alerts you to new research added since your last view of the record.

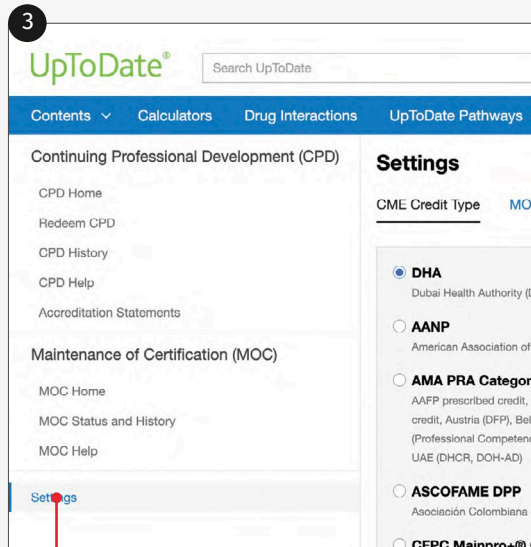
### To get started, follow these steps:



1. **Click register.** You can create an UpToDate Account only from a computer within your institution — [www.uptodate.com](http://www.uptodate.com).



Complete registration form to create an account.



Go to settings to select your authority

2. **Complete registration form and accept license.** Enter your name as you would like it to display in your CME/CPD certificate

3. **Set CME/CPD setting.** You can redeem credits within two years.

## 8. Continuing Medical Education (CME/CPD)

UpToDate is recognized as a continuing education resource by colleges, associations, and authorities around the world. You can earn CME/CPD credits while answering clinical questions.

Refer to the Accreditation Statements under the CPD link to learn more.

### Continuing Medical Education (CME)

**Redeem CME**

**50.5**

Redeem →

**History**

View and download past certificates

Go →

**Help**

Learn about redeeming CME using UpToDate

Go →

Credits are available to redeem for two years.

Wolters Kluwer

UpToDate® certifies that

John Smith

has participated in the internet point-of-care activity titled

UpToDate®

September 1, 2020 – September 1, 2021

and is awarded

1.0 AMA PRA Category 1 Credit(s)\*


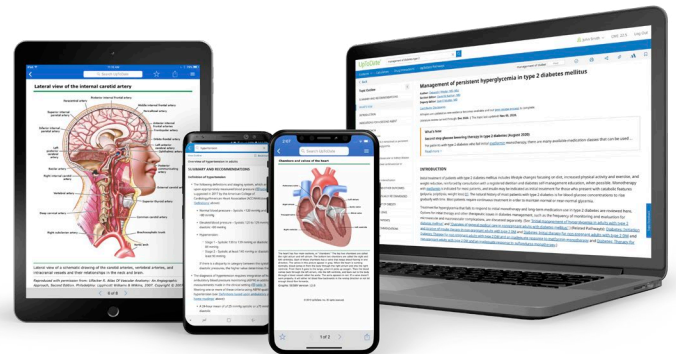
*Denise E. Savov, MD*  
Denise E. Savov, MD, President & CEO, Clinical Effectiveness

See reverse side for accreditation statements

## 9. Remote access

For convenience you can access UpToDate on any device. Enter your log-in credentials for remote access on your tablet or computer. Follow these instructions to download and install the mobile app:

- Go to your App Store
- Search for UpToDate
- Click on the UpToDate icon
- Download and install the app
- Enter your UpToDate username and password you created during registration the first time you access the app



*"I use UpToDate almost every day. It has decreased the time required to research a topic from days to sometimes minutes!"*

**Molly Larkin, MS, RN Nurse, Technology Assessment, Optima Health Care, Virginia Beach, Virginia**



*"I use UpToDate as I cannot compromise medication safety and patient safety. It's easy to review and safer to use."*

**Supriya Mallisserikalam, BSN, RN, MBA Duty Manager, MediClinic Middle East Parkview, Dubai UAE**



*"At the ACNP we are always looking at ways to add greater value for our members. The introduction of UpToDate, an evidence-based, health professional-authored clinical decision support solution from Wolters Kluwer, for our members, will allow you to have the most up-to-date information for your patients at your fingertips."*

**Leanne Boase, NP President of the Australian College of Nurse Practitioners**